

COLONNA R/PTFE+SETTO P2 20×400 mm LISCIA VETRO BORO 3.3



Codice Articolo: 01.0635.33








Breve descrizione del prodotto:

Colonna per cromatografica Øxh. mm 20X400 (utile) rubinetto maschio PTFE e setto P2 vetro borosili

Informazioni aggiuntive:

- Dimensioni (ØxH mm): 20 x 400
- Setto poroso: si

	Codice	VARIANTI Articolo
	01.0630.77	COLONNA R/PTFE 30×400 mm LISCIA VETRO BORO 3.3
	01.0630.17	COLONNA R/PTFE 10×200 mm LISCIA VETRO BORO 3.3

	Codice	VARIANTI Articolo
	01.0635.38	COLONNA R/PTFE+SETTO P1 30×500 mm LISCIA VETRO BORO 3.3
	01.0630.27	COLONNA R/PTFE 20×300 mm LISCIA VETRO BORO 3.3
	01.0630.32	COLONNA R/PTFE 25×400 mm LISCIA VETRO BORO 3.3
	01.0635.17	COLONNA R/PTFE+SETTO 10×200 mm LISCIA VETRO BORO 3.3
	01.0635.27	COLONNA R/PTFE+SETTO P2 20×300 mm LISCIA VETRO BORO 3.3
	01.0635.32	COLONNA R/PTFE+SETTO P0 25×400 mm LISCIA VETRO BORO 3.3
	01.0630.33	COLONNA R/PTFE 20×400 mm LISCIA VETRO BORO 3.3